



Regular Meeting of the Board of Directors of the Port of Oswego Authority

Monday, January 12, 2026

4:30 PM Meeting

1. **Call to Order**
2. **Motion 01-12-2601: To move to Executive Session for discussion on personnel issues, reporting on budget, NYS Financial Reporting System, projects, and grants.**
 - a. **C&S Engineers, Inc.**
3. **Motion 01-12-2602: To resume the regular monthly meeting.**
4. **Motion 01-12-2603: To approve the Minutes of the 12-08-2025 regular monthly meeting (Exhibit A)**
5. **Administrative Operational Report (Schneider) & Operations Report (McMahon) (Exhibit B)**
6. **Administrative Financial Reports: (A) Primary and (B) Subsidiary**
Motion 01-12-2604: To accept December's Primary and Subsidiary Financial Reports
 - A. **Primary Financial Reports: (Exhibit C-1)**
 - Cash Position
 - Balance Sheet
 - Profit & Loss Statement
 - B. **Subsidiary Financial Reports: (Exhibit C-2)**
 - Monthly Bills
 - Accounts Payable
 - Accounts Receivable
 - Grants Receivable Summary
 - Loan Summary
 - Schedule of Assets
 - Sales Report

MISSION STATEMENT

The mission of the Port of Oswego Authority is to serve as an economic catalyst in the *Central New York Development Council District Region* by providing diversified and efficient transportation services and conducting operations in a manner that promotes regional growth and development while being mindful of our responsibility to serve as a steward of the environment.

7. **Chairman's Report**
8. **Committee Reports – no Committee Meetings in December**
9. **Old Business**
10. **New Business**
11. **AD HOC MOTIONS REQUIRED AS A RESULT OF MEETING BUSINESS:**
 - Motion 01-12-260 : To**
 - Motion 01-12-260 : To**
12. **Motion 01-12-260 : To adjourn the regular monthly meeting.**

**Next Regular Monthly Board Meeting is scheduled for
Monday, February 9, 2026 @ 4:30pm**

MISSION STATEMENT

The mission of the Port of Oswego Authority is to serve as an economic catalyst in the *Central New York Development Council District Region* by providing diversified and efficient transportation services and conducting operations in a manner that promotes regional growth and development while being mindful of our responsibility to serve as a steward of the environment.

Exhibit A

PORT OF OSWEGO AUTHORITY UNAPPROVED/DRAFT
Regular Monthly Board Meeting
Monday, December 8, 2025

CALL TO ORDER: Mr. Enwright called the meeting to order at approximately 4:38 PM.

PRESENT: Francis Enwright - Chairperson, Constance Cosemento - Vice Chairperson, Kathleen Macey, James Metcalf, Jennifer LaPietra, Diane Zeller, and Thomas Schneider - Interim Executive Director.

ALSO PRESENT: Pat McMahon - Supervisor of Development & Maintenance, Debbie Godden - Accounting Manager, and Kim Natoli - Port employee.

APPROVAL OF MINUTES

Motion 12-08-2501:

A motion was made by Ms. LaPietra to approve the minutes of the November 17, 2025 Regular Monthly Meeting at 4:40 PM. Motion was seconded by Mrs. Cosemento.

Ms. LaPietra inquired why members of the public are listed in the Minutes; Mr. Enwright thought it was part of the process of the Meeting. Ms. LaPietra didn't believe that it is appropriate to list members of the public. Ms. LaPietra amended the motion to accept the minutes with names of the public attending redacted and Mr. Metcalf also amended the motion to cease listing members of the public attending in the future. Motion passed. 6-Aye, 0-Nay.

ADMINISTRATIVE OPERATIONAL REPORT

Mr. Schneider, Interim Executive Director, presented the Administrative Operational Report to the Board at 4:41 PM.

Report Topics:

Monthly operations update – November 2025

Update on projects:

- The Port's three (3) current commodities that are transloaded and warehoused:
 - **aluminum**
 - **grain**
 - **potash**
- Aluminum – trends to be the same; the Port did receive a vessel on 11/22/2025 and the customer elected to move the product into the Foreign Trade Zone (FTZ). Having completed the process and getting it cleared prior to the vessel being docked was a good experience for the future.
- Agriculture – approximately 58 trucks have unloaded soybeans into the silo; the total amount of soybean is significantly decreased since last year due to unfavorable weather. The farmers who work with the Port's customer who leases the silo, did not have any product available for export.
- Potash – vessel will be coming to the Port on December 22nd or 23rd; it will fill Dome 3 and almost half in Dome 2 per Mr. McMahon. It is hopeful to test the vessel's boom capability of reaching the top of Dome 4 at that time.

- Custom & Border Patrol (CBP) Surveillance Tower – discussions began in previous meetings; the Port has its Counsel conducting a title search, which will establish a clear title. The proposed site is owned by the Port; however, verification must be done with an abstract of title.
- Paving Grant – working through a \$50,000.00 grant through the DOT to complete milling and paving work on the west-side pier, from the foot of West 1st Street to the H. Lee White Maritime Museum.
- Marinas – discussions on crane operation at the east-side marina.
- USGS at 17 Lake Street (Fish & Wildlife) – continuing resolution with the General Services Administration (GSA), requested a 3-month extension under the same terms and conditions as existed before while they continue to work through the request for lease proposal process.
- Grants – EDA grant issued in 2023, combined with a NYS DOT PFRAP grant that was put together in order to do two kinds of distinct but related projects. One is the conveyor to unload grain from the silo into a vessel, and the other is track extension past the silo and on the upper Fitzgibbons property to allow for more trains.
- Highway H2O Conference – attended November 18th – 20th in Toronto, Canada with Pat McMahon.

OPERATIONAL REPORT

Mr. Patrick McMahon, Supervisor of Development & Maintenance, detailed the following:

- Update on Operations
 - Still Watch – still at the marina; there has been some small public interest in the vessel.
 - CSX Train Engine Derailment – occurred on 12/04/2025, possibly due to weather.

QUESTIONS AND DISCUSSIONS ON TOPICS FROM THE ADMINISTRATIVE OPERATIONAL REPORT

Mrs. Cosemento inquired if the City of Oswego was involved in the proposed tower site for CBP. Mr. Schneider stated not yet. Ms. Zeller asked if the state or the Governor's office was in favor of CBP request; Mr. Schneider stated they were aware. Mrs. Cosemento inquired if CBP ever researched placing a tower further east towards the nuclear plants. Mr. Schneider stated that the representatives they met with were looking for approximately 30 tower sites. CBP may be required to go through the State Environmental Quality Review (SEQA) process (which is only reserved for state entities). Ms. LaPietra offered and asked if another Board Member was able to attend the next monthly call with representatives from the Governor's office.

Mr. Schneider and Mr. Enwright had a conversation with engineers at C&S Engineers, Inc., who completed a report with options on replacing the east-side marina's gantry crane, which loads and unloads boats. Mr. Enwright stressed that safety is the biggest concern with Port's personnel and with the current crane's capabilities; the current crane is nearing the end of its useful life. Board members spoke at length about future planning and feasibility for the marina. Mr. Metcalf stated that there has to be a vision for the marina that is tempered by which makes more, the business of the Port or the marina and if millions of dollars are spent on the marina when it should be spending it in a different place also has to be explored; it couldn't be just a marina plan but an overall plan.

Ms. LaPietra inquired about any other leases that are expiring soon. Mr. Schneider will shift his focus to property management side, and list all the Port's tenants, what the expenses are, what the terms are,

what the renewals are, how long the period would be for any action prior to expiration, and prices per square footage; a report will be generated prior to the next meeting.

ADMINISTRATIVE FINANCIAL REPORTS

Motion 12-08-2502:

A motion was made by Mrs. Cosemento to accept November's financial reports as presented at 5:50 PM. Motion seconded by Ms. Macey. Motion passed. 5-Aye, 0-Nay, 1-Abstain.

Primary Financial Reports

- Cash Position
- Balance Sheet
- Profit & Loss Statement
- Marina Profit & Loss Statement

Subsidiary Financial Reports

- Monthly Bills
- Accounts Payable
- Accounts Receivable
- Grants Receivable Summary
- Loan Summary
- Schedule of Assets
- Sales Report

Mr. Schneider and Mrs. Godden were available to answer questions regarding the financials that Board members may have. The general trend is that the revenue is a little higher than the prior period. Expenses are higher than that higher revenue; labor, prepared maintenance that is long overdue, and ILA pension are some of the reasons.

Ms. LaPietra inquired about the bonded warehouse process (a bonded warehouse is a secure facility inside the U.S. territory, approved by Customs where imported goods can be stored, manipulated, or manufactured without immediately paying duties or taxes, allowing businesses to defer payments until goods leave the warehouse, improving cash flow, or even avoid duties if re-exported). The Port has a Foreign Trade Zone (FTZ, which is a designated, secure area in the U.S. (often near ports) treated as outside U.S. customs territory, allowing goods to be stored, manipulated, manufactured, or re-exported without immediate customs duties, which boosts U.S. competitiveness by deferring or eliminating tariffs on imported components and finished goods, with activities overseen by U.S. Customs and Border Protection (CBP). The main difference between the two is FTZs treat goods as foreign until entering commerce, allowing complex value-added activities, whereas bonded warehouses are for duty deferral with simpler operations, acting as a customs pause. The entirety of the Port's property site is designated as a FTZ and a bonded warehouse cannot be placed in a FTZ. The only activated portion and boundary the Port has is the 55,000 square foot warehouse; there is a way that the Port can redefine what the FTZ is in terms of a boundary map. Ms. LaPietra made note that only half of the warehouse (the north end) is actually the activated FTZ and that the other half of the warehouse could potentially be a bonded warehouse; she wanted clarification on the rules of where a bonded warehouse could be on the property. Mrs. Godden explained that the Port could expand the FTZ by activating another space if it is already within the boundaries. It could be done quickly and easily versus if a boundary modification requires more work and time. Mr. Schneider indicated that he received

conflicting viewpoints from Customs and the Port's advisor/customer's broker relative to can a bonded warehouse sit within a FTZ zone and the demand dissipated.

Chairman's Report: No report; will be leaving for Florida the first week in January.

COMMITTEE REPORTS:

Executive Committee: No meeting, no report per Mrs. Cosemento. Mrs. Cosemento commented that Ms. LaPietra will remain on the Board until replaced. Mrs. Cosemento also contacted New York State Senator Christopher Ryan, who will be working to get the Board's new appointments moved up in the State's legislature.

Audit and Finance Committee: No meeting, no report.

Governance Committee: No meeting, no report.

Planning and Development Committee: No meeting, no report per Ms. Macey.

OLD BUSINESS

None.

NEW BUSINESS:

EXECUTIVE SESSION

Motion 12-08-2503:

A motion was made by Ms. Zeller to move to Executive Session for discussion on personnel issues at 5:54 PM. Motion seconded by Ms. Macey. Motion passed. 6-Aye, 0-Nay.

Ms. Macey left the meeting at 6:25 PM.

Motion 12-08-2504:

A motion was made by Mr. Metcalf to resume the regular monthly meeting at 6:30 PM. Motion seconded by Ms. Zeller. Motion passed. 5-Aye, 0-Nay.

ADJOURNMENT

Motion 12-08-2505:

A motion was made by Ms. Zeller to adjourn the regular monthly meeting at 6:31 PM. Motion seconded by Mr. Metcalf. Motion passed. 5-Aye, 0-Nay.

Kathleen Macey, Secretary/Treasurer

Francis Enwright, Chairperson

Exhibit B



Administrative and Operations Report

January 2026

Thomas Schneider, Interim Executive Director

- Monthly Activity Report (December 2025) of operations update from the Scales Office
- Operating Business
 - Transloading and Warehousing
 - Aluminum
 - Trends in transloading and storage
 - Agricultural Center – discuss soybean season
 - Potash – Algoma Intrepid at the Port on 01/02/2026
- CBP Tower
- Marina
- Tenant Report
 - Report and discussion on real property leases
- Projects
 - Warehouse Modernization Grant – PIDP 2024
 - Rail Upgrades & Grain Conveyor – EDA & PFRAP
 - Electric Railcar Mover – PFRAP 2023
 - FEMA Projects – closeout (Debbie Godden)

Patrick McMahon, Supervisor of Development & Maintenance

- Update on Operations
- Marina Crane – researched the cost of weekly rental for crane
- Still Watch vessel – still at the Marina dock; meeting on December 17th with Sheriff Hilton, Oswego County Sheriff deputies, John Fitzgibbons, and County Attorney Richard Mitchell
- CSX Train Engine Derailment – occurred on 12/04/2025 – repairs ongoing now

TO: BOARD OF DIRECTORS
 FROM: George Lloyd
 SUBJECT: December 2025
 Activity Report

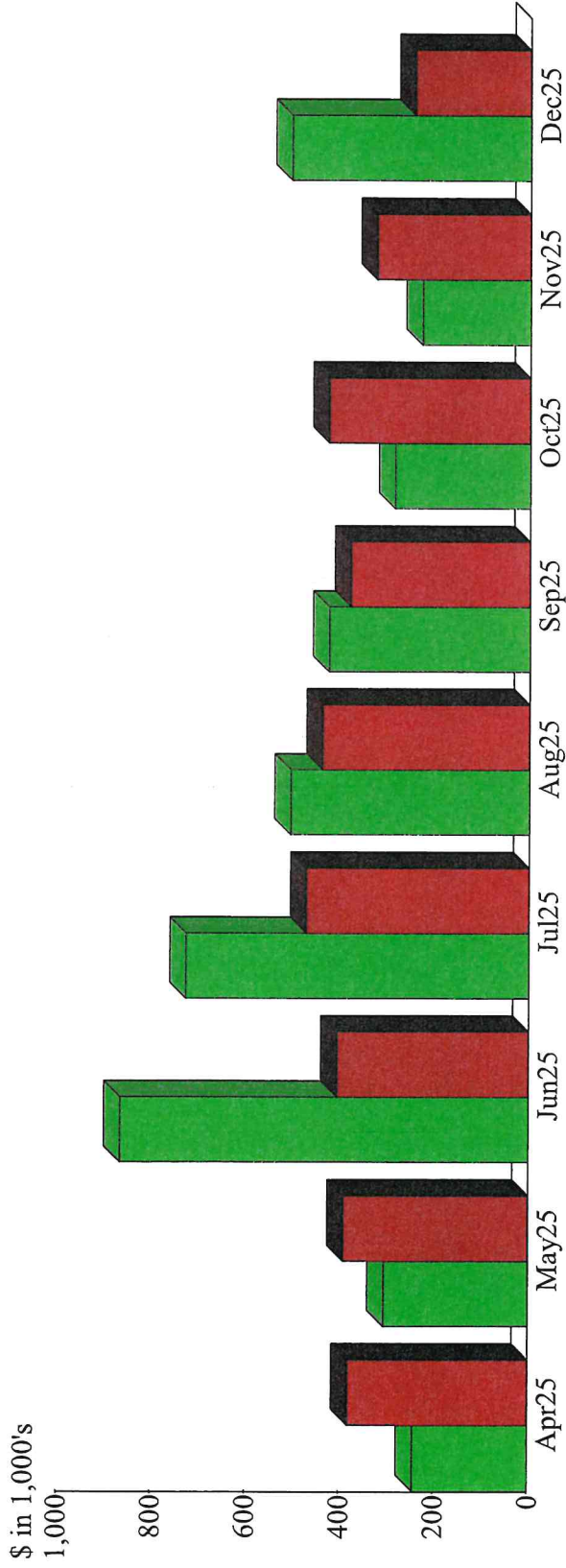
	Totals					
	# In	# Out	Total # In/Out	MT In	MT Out	Total MT In/Out
Trucks	10	89	99	171.240	1888.603	2059.843
Railcars	1	0	1	87.997	0.000	87.997
Vessels	0	0	0	0.000	0.000	0.000
Grand Totals	11	89	100	259.237	1888.603	2147.840

	Company	ST	MT	In/Out	Mode	#
Potash	Nutrien Ag Solutions	0.00	0.000	Inbound	Vessel	0
	Nutrien Ag Solutions	0.00	0.000	Inbound	Railcar	0
	Nutrien Ag Solutions	113.38	102.857	Outbound	Trucks	3
Delong Grain	Soybeans	188.76	171.240	Inbound	Trucks	10
	Soybeans	0.00	0.000	Inbound	Railcar	0
	Soybeans	0.00	0.000	Outbound	Trucks	0
	Soybeans	0.00	0.000	Outbound	Railcar	0
	Soybeans	0.00	0.000	Outbound	Vessel	0
	Corn	0.00	0.000	Inbound	Trucks	0
	Corn	0.00	0.000	Inbound	Railcar	0
	Corn	0.00	0.000	Outbound	Trucks	0
	Corn	0.00	0.000	Outbound	Railcar	0
	Corn	0.00	0.000	Outbound	Vessel	0
Aluminum	Marubeni	0.00	0.000	Inbound	Vessel	0
	Marubeni	0.00	0.000	Inbound	Railcar	0
	Marubeni	0.00	0.000	Outbound	Trucks	0
	Marubeni	0.00	0.000	Inbound	Trucks	0
	ARG	916.62	831.543	Outbound	Trucks	41
	ARG	0.00	0.000	Outbound	Railcar	0
	Gerald/GT Comm	0.00	0.000	Inbound	Vessel	0
	Gerald/GT Comm	0.00	0.000	Inbound	Trucks	0
	Gerald/GT Comm	0.00	0.000	Inbound	Railcar	0
	Gerald/GT Comm	550.84	499.713	Outbound	Trucks	25
	Glencore	0.00	0.000	Inbound	Vessel	0
	Glencore	0.00	0.000	Outbound	Trucks	0
	Glencore	0.00	0.000	Inbound	Railcar	0
	Glencore	0.00	0.000	Inbound	Trucks	0
	Goldman	0.00	0.000	Inbound	Vessel	0
	Goldman	0.00	0.000	Inbound	Railcar	0
	Goldman	0.00	0.000	Inbound	Trucks	0
	Goldman	0.00	0.000	Outbound	Trucks	0
	Goldman	0.00	0.000	Outbound	Railcar	0
	Gunvor	0.00	0.000	Inbound	Vessel	0
	Gunvor	0.00	0.000	Outbound	Trucks	0
	Gunvor	0.00	0.000	Outbound	Railcar	0
	Gunvor	0.00	0.000	Inbound	Railcar	0
	Gunvor	0.00	0.000	Inbound	Trucks	0

	IXM	0.00	0.000	Inbound	Vessel	0
	IXM	0.00	0.000	Inbound	Trucks	0
	IXM	0.00	0.000	Inbound	Railcar	0
	IXM	0.00	0.000	Outbound	Trucks	0
	Mitsubishi	339.73	308.198	Outbound	Trucks	15
	Mitsubishi	0.00	0.000	Inbound	Trucks	0
	Mitsubishi	0.00	0.000	Inbound	Vessel	0
	Mitsubishi	0.00	0.000	Inbound	Railcar	0
	Hartree	0.00	0.000	Inbound	Vessel	0
	Hartree	0.00	0.000	Inbound	Trucks	0
	Hartree	161.26	146.292	Outbound	Trucks	5
	Hartree	0.00	0.000	Outbound	Railcar	0
	Hartree	0.00	0.000	Inbound	Railcar	0
	Vitol	0.00	0.000	Inbound	Vessel	0
	Vitol	0.00	0.000	Outbound	Trucks	0
	Novelis Ingots	0.00	0.000	Inbound	Vessel	0
	Novelis Ingots	0.00	0.000	Outbound	Trucks	0
	Novelis Ingots	0.00	0.000	Inbound	Trucks	0
	Novelis Ingots	0.00	0.000	Inbound	Railcar	0
	Novelis Ingots	0.00	0.000	Outbound	Railcar	0
	Novelis Transfer Loads	0.00	0.000	Outbound	Trucks	0
Dean Marine Rock/Stone	Rock/Stone	97.00	87.997	Inbound	Railcar	1

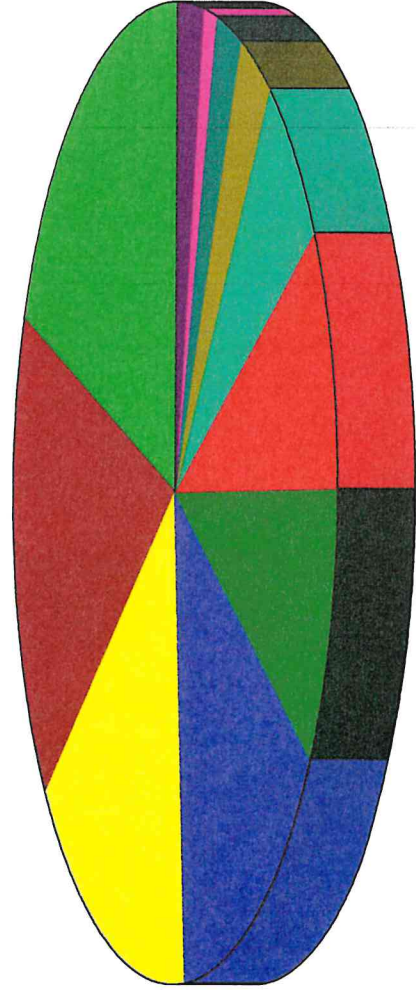
Exhibit C-1

Income and Expense by Month
April through December 2025



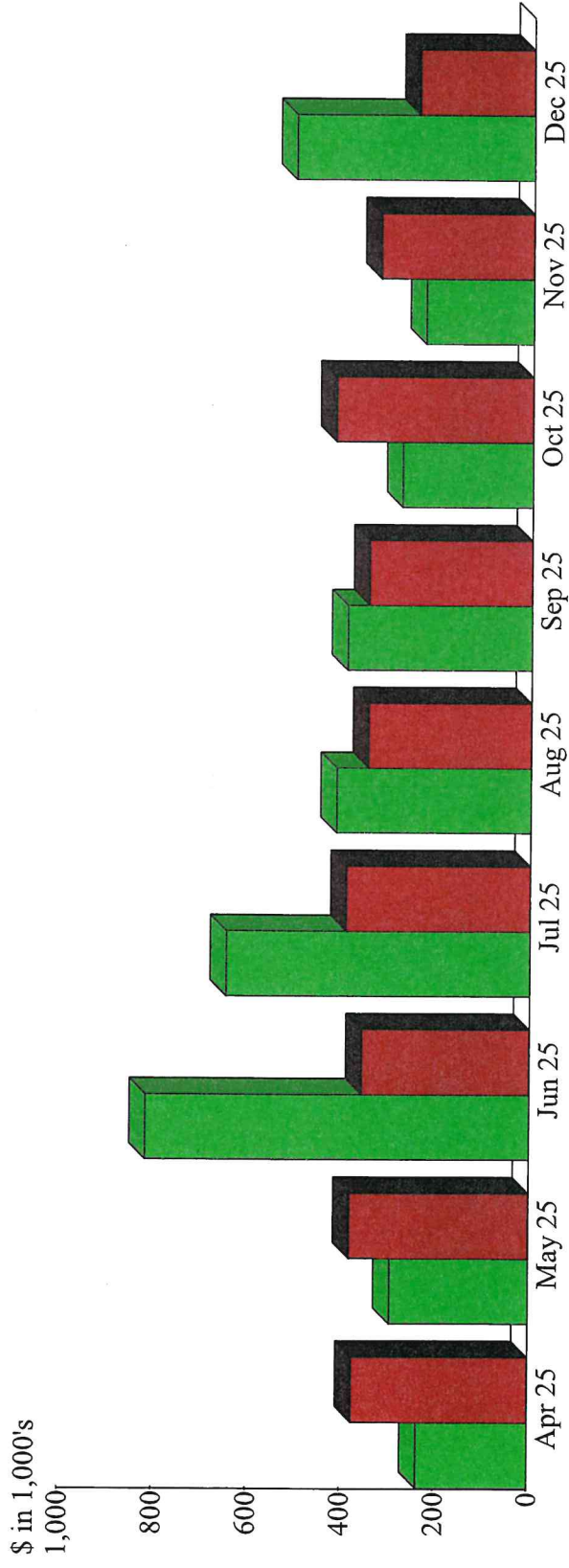
Income Summary
April through December 2025

9001600 · Grant - Elect. RC Mover	19.42%
4400000 · Rental	16.35
4300000 · Loading and Unloading	15.90
4800000 · Marina Income	14.79
4000000 · Storage	9.29
4500000 · Misc Income	8.84
9000017 · FEMA DR 4348	6.62
4600000 · Stevedoring	3.27
4200000 · Wharfage	2.56
4100000 · Dockage	1.31
Other	1.66
Total	\$4,106,780.24



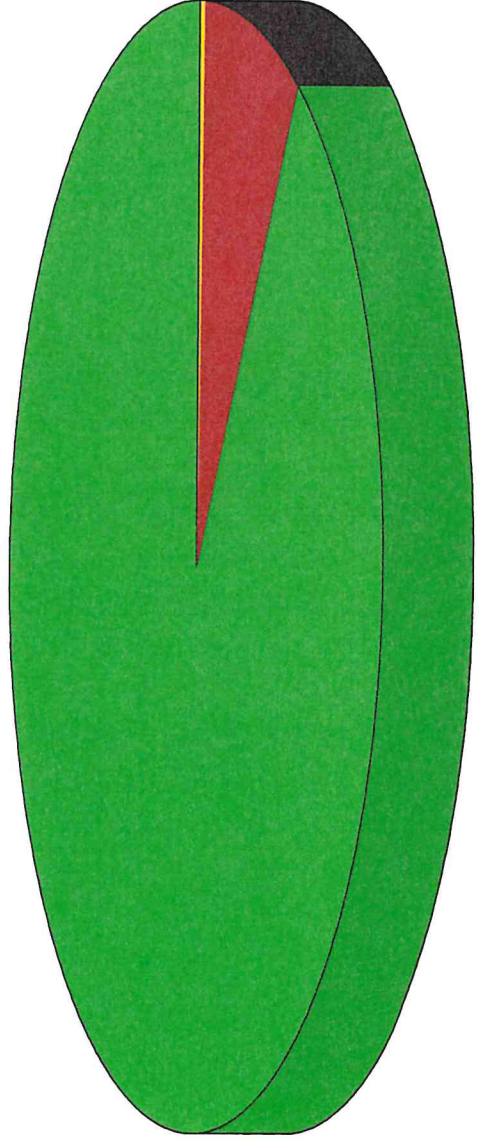
By Account

Income and Expense by Month
April through December 2025



Income Summary
April through December 2025

Port	91.24%
Marina	8.59
RV Park	0.18
Total	\$3,828,003.27



By Class

Port of Oswego Authority

Cash Position Report

As of December 31, 2025

	<u>Beginning Balance</u>	<u>Debit</u>	<u>Credit</u>	<u>Net Change</u>	<u>Ending Balance</u>
1000600 · Imprest Fund - Key Bank					
Total 1000600 · Imprest Fund - Key Bank	108,034.38	533,412.05	638,064.71	-104,652.66	3,381.72
1000700 · Health Fund - Key Bank					
Total 1000700 · Health Fund - Key Bank	1,124.03	5,000.00	4,444.26	555.74	1,679.77
1001000 · Comptroller Fund - Key Bank					
Total 1001000 · Comptroller Fund - Key Bank	15,939.11	544,629.21	523,313.50	21,315.71	37,254.82
1001001 · Gen. State Checking - Key Bank					
Total 1001001 · Gen. State Checking - Key Bank	69,153.79	523,310.48	530,854.05	-7,543.57	61,610.22
1001500 · Key Money Market					
Total 1001500 · Key Money Market	2,496.25	0.00	0.00	0.00	2,496.25
TOTAL	<u>196,747.56</u>	<u>1,606,351.74</u>	<u>1,696,676.52</u>	<u>-90,324.78</u>	<u>106,422.78</u>

Port of Oswego Authority
Balance Sheet
As of December 31, 2025

	Dec 31, 25	Dec 31, 24	\$ Change
ASSETS			
Current Assets			
Checking/Savings			
1000100 · Petty Cash	64.74	159.01	-94.27
1000300 · Oswego Marina - Register fund	600.00	600.00	0.00
1000600 · Imprest Fund - Key Bank	3,381.72	112,727.98	-109,346.26
1000700 · Health Fund - Key Bank	1,679.77	447.08	1,232.69
1001000 · Comptroller Fund - Key Bank	37,254.82	7,569.19	29,685.63
1001001 · Gen. State Checking - Key Bank	61,610.22	150,581.63	-88,971.41
1001500 · Key Money Market	2,496.25	30,964.55	-28,468.30
1003200 · CD - Wtrline Maint Fund	10,887.00	10,576.37	310.63
1003300 · CD - Bldg Rehab Fund	105,314.43	102,216.94	3,097.49
Total Checking/Savings	223,288.95	415,842.75	-192,553.80
Accounts Receivable			
1100000 · Accounts Receivable	244,587.50	306,050.33	-61,462.83
Total Accounts Receivable	244,587.50	306,050.33	-61,462.83
Other Current Assets			
1100103 · Accounts Receivable Other	1,995.04	995.04	1,000.00
1100104 · Short term Lease Receivable	238,944.94	359,436.11	-120,491.17
1201000 · Prepaid Insurance	108,515.67	110,608.00	-2,092.33
1202000 · Prepaid expense	193.05	193.05	0.00
1210000 · Inventory Asset	21,474.39	14,113.57	7,360.82
1300000 · Grant Receivable	1,060,742.38	1,879,900.70	-819,158.32
1400000 · Cont. Stab. Prog. Reserve	14,130.00	19,003.00	-4,873.00
1499000 · Undeposited Funds	35.00	659.00	-624.00
Total Other Current Assets	1,446,030.47	2,384,908.47	-938,878.00
Total Current Assets	1,913,906.92	3,106,801.55	-1,192,894.63
Fixed Assets			
1502000 · Land & Land Impr-Capital Assets	14,074,827.75	14,074,827.75	0.00
1502050 · Land & Land Impr-Held for Lease	1,568,471.55	1,720,082.91	-151,611.36
1502100 · Alcan Water Line	1.00	1.00	0.00
1502300 · Bldgs & Improvem-Capital Assets	23,564,714.33	8,515,160.43	15,049,553.90
1502350 · Bldgs & Improvem-Held for Lease	4,071,708.32	4,060,508.32	11,200.00
1502400 · Office Equipment & Furniture	495,786.78	489,831.94	5,954.84
1502500 · Operating Equipment	3,532,805.49	3,526,931.91	5,873.58
1502501 · Equipment - Marina	327,788.39	316,721.60	11,066.79
1502550 · Lease Assets	571,973.27	569,146.74	2,826.53
1502555 · Accumulated Amortization	-207,735.95	-47,962.31	-159,773.64
1502600 · Computer Software	32,872.24	32,872.24	0.00
1502800 · Acc Dep-Bldg & Impr-Cap Assets	-7,098,006.54	-6,906,904.54	-191,102.00
1502850 · Acc Dep Bldg & Impr-Held for Le	-2,562,118.00	-2,445,921.00	-116,197.00
1502900 · Acc Dep - Operating Equip	-2,637,121.33	-2,451,505.33	-185,616.00
1502905 · Acc Dep - Marina equipment	-253,266.00	-238,569.00	-14,697.00
1503000 · Acc Dep - Office Equipment	-474,788.46	-468,900.46	-5,888.00
1503100 · Acc Dep-Land & Impr-Cap Assets	-9,173,027.11	-8,623,469.11	-549,558.00

Port of Oswego Authority
Balance Sheet
As of December 31, 2025

	Dec 31, 25	Dec 31, 24	\$ Change
1503101 · Acc Dep - Computer Software	-32,872.00	-32,872.00	0.00
1503150 · Acc Dep Land & Impr-Held for Le	-248,852.00	-166,594.00	-82,258.00
1503200 · Acc Dep - Lease Asset	-158,555.00	-158,555.00	0.00
1503600 · Equipment - New or Replacement	0.00	5,873.58	-5,873.58
1504000 · Cap Imp-Osw.Marina bldg update	0.00	13,096.72	-13,096.72
1504200 · Cap Imp - Warehouse roof	0.00	38,790.00	-38,790.00
1505100 · Cap Imp - Wash Rack at Shop	39,982.00	0.00	39,982.00
1505600 · Cap Imp - Agricultural Center	3,410.88	14,978,466.74	-14,975,055.86
1505700 · Cap Imp - Marina Pumpout System	0.00	11,066.79	-11,066.79
1505900 · Cap Imp - '23 PFRAP Pin 3935.88	227,114.88	191,349.58	35,765.30
1506000 · Cap Imp - Marina sewer imprvmt	0.00	7,840.00	-7,840.00
1506100 · Cap Imp - Marina Bathhse addit	5,693.57	0.00	5,693.57
1506300 · Cap Imp-USGS/GSA hvac	6,700.00	0.00	6,700.00
1506301 · Cap Imp - Silo improvements	51,310.38	0.00	51,310.38
1506401 · Cap Imp - Elect. Railcar Mover	824,949.87	15,012.00	809,937.87
1507300 · Cap Imp - Scales	83,690.42	49,498.00	34,192.42
1507500 · Cap Imp-Marina Hoist Dock rehab	130,090.10	51,189.00	78,901.10
1507800 · Cap Imp - FEMA-West 2017	4,492,351.79	3,974,401.56	517,950.23
1507802 · Cap Imp - FEMA-East 2017	1,689,658.29	1,689,658.29	0.00
1508600 · Cap Imp-REDI 19515-Goble Marina	2,102,472.26	2,085,667.04	16,805.22
1508900 · Cap Imp-Fitzgibbons Prop Imprv	0.00	48,388.64	-48,388.64
1509600 · Cap Imp-Ramp for truck loading	19,442.39	0.00	19,442.39
Total Fixed Assets	35,071,473.56	34,925,130.03	146,343.53
Other Assets			
1100105 · Long Term Lease Receivable	715,044.13	1,048,311.25	-333,267.12
1100106 · Interest Receivable	1,929.18	3,044.43	-1,115.25
1800000 · Pension - Deferred Outflow	256,640.00	416,815.00	-160,175.00
1800001 · Deferred Outflow - OPEB	254,270.00	251,739.00	2,531.00
Total Other Assets	1,227,883.31	1,719,909.68	-492,026.37
TOTAL ASSETS	38,213,263.79	39,751,841.26	-1,538,577.47
LIABILITIES & EQUITY			
Liabilities			
Current Liabilities			
Accounts Payable			
2000100 · Accounts Payable	439,755.14	617,629.42	-177,874.28
Total Accounts Payable	439,755.14	617,629.42	-177,874.28
Credit Cards			
2000101 · Key Bank - Tom Mastercard	1,823.86	2,635.29	-811.43
2000102 · Key Bank Mastercard	166.97	0.00	166.97
2000103 · Lowe's credit card	74.93	284.80	-209.87
Total Credit Cards	2,065.76	2,920.09	-854.33
Other Current Liabilities			
2000200 · Retainage Payable	0.00	161,872.61	-161,872.61
2000300 · Accounts Payable Other	5,046.92	46,559.83	-41,512.91
2000610 · Deposits received	25,000.00	25,000.00	0.00

Port of Oswego Authority
Balance Sheet
As of December 31, 2025

	Dec 31, 25	Dec 31, 24	\$ Change
2000700 · Refund payable	181,658.15	181,658.15	0.00
2001000 · Accrued Salaries	52,350.76	37,372.40	14,978.36
2001200 · Accrued Compensation	52,893.21	74,102.28	-21,209.07
2001600 · Accrued NYS Retirement Withheld	1,730.70	1,310.82	419.88
2001700 · NYS Retirement Loan Withheld	926.00	964.00	-38.00
2001800 · NYS Retirement Arrears Withheld	254.70	488.88	-234.18
2002700 · Accrued NYS PFL withheld	2,289.96	2,667.73	-377.77
2003000 · #1570A Pension Fund	200,154.39	57,104.25	143,050.14
2003100 · 1570 1% Checkoff Withheld	644.52	815.82	-171.30
2003200 · 1570 1/10% Checkoff Withheld	64.40	81.51	-17.11
2003300 · 1570A 9/10% Checkoff Withheld	580.18	734.20	-154.02
2003401 · 1570A Local Dues Withheld	4,601.27	1,359.63	3,241.64
2004500 · Accrued Mass Mutual withheld	-170.41	-184.26	13.85
2005600 · Payments on Insurance Claims	961.95	961.95	0.00
2005700 · Short Term Lease Liability	173,508.38	167,785.23	5,723.15
2550000 · Sales Tax Payable	-12,993.88	-13,996.35	1,002.47
Total Other Current Liabilities	689,501.20	746,658.68	-57,157.48
Total Current Liabilities	1,131,322.10	1,367,208.19	-235,886.09
Long Term Liabilities			
2500500 · Advances from NYS	3,355,925.71	3,405,925.71	-50,000.00
2500600 · Vehicle Note Payable	32,268.76	39,734.32	-7,465.56
2500801 · Line of Credit 0169-Pathfinder	57,978.00	0.00	57,978.00
2501400 · OPEB liability	1,851,195.00	1,655,480.00	195,715.00
2501700 · LOC 1753 Pathfinder-Goble/FEMA	1,202,350.08	1,400,000.00	-197,649.92
2502200 · Note Payable-SANY Forklift-LEAF	302,945.19	375,488.08	-72,542.89
2502300 · Note Payable-SANY Wheel Loader	186,083.05	214,324.33	-28,241.28
2503500 · Long Term Lease Liability	40,342.00	202,277.24	-161,935.24
2600000 · Net Pension Liability - ERS	358,854.00	491,403.00	-132,549.00
2800001 · Deferred Inflow - OPEB	734,031.00	878,276.00	-144,245.00
2800002 · Deferred Inflow - Lessor	874,376.82	1,327,661.73	-453,284.91
Total Long Term Liabilities	8,996,349.61	9,990,570.41	-994,220.80
Total Liabilities	10,127,671.71	11,357,778.60	-1,230,106.89
Equity			
3000500 · Contributed Capital	144,946.00	144,946.00	0.00
3001000 · Contributed Capital - Federal	45,777.00	45,777.00	0.00
3001500 · Grant from NYS	2,253,367.90	2,253,367.90	0.00
3001600 · Grant MultiCodul Capital Proj	2,073,783.33	2,073,783.33	0.00
3001700 · Grant-MultiModal	370,000.00	370,000.00	0.00
3001800 · Grant Energy Savings	60,000.00	60,000.00	0.00
3005000 · Retained Earnings	22,506,431.33	20,302,491.02	2,203,940.31
Net Income	631,286.52	3,143,697.41	-2,512,410.89
Total Equity	28,085,592.08	28,394,062.66	-308,470.58
TOTAL LIABILITIES & EQUITY	38,213,263.79	39,751,841.26	-1,538,577.47

Port of Oswego Authority
Profit & Loss
December 2025

	Period to Date			Year to Date		
	Dec 25	Dec 24	\$ Change	Apr - Dec 25	Apr - Dec 24	\$ Change
Ordinary Income/Expense						
Income						
4000000 · Storage	50,173.95	46,065.75	4,108.20	381,482.46	327,163.27	54,319.19
4100000 · Dockage	2,290.23	4,669.79	-2,379.56	53,907.57	55,914.73	-2,007.16
4200000 · Wharfage	4,769.34	11,744.33	-6,974.99	104,953.45	129,870.53	-24,917.08
4300000 · Loading and Unloading	9,706.01	69,020.21	-59,314.20	652,866.42	387,150.10	265,716.32
4400000 · Rental	62,451.58	32,720.01	29,731.57	671,465.46	597,232.29	74,233.17
4500000 · Misc Income	18,984.84	19,348.90	-364.06	363,217.12	240,866.51	122,350.61
4600000 · Stevedoring	437.75	107,140.27	-106,702.52	134,206.62	587,484.56	-453,277.94
4800000 · Marina Income	5,744.25	5,050.00	694.25	607,552.42	646,652.21	-39,099.79
4850000 · RV Park	0.00	0.00	0.00	6,725.00	3,360.00	3,365.00
Total Income	154,557.95	295,759.26	-141,201.31	2,976,376.52	2,975,694.20	682.32
Cost of Goods Sold						
4900000 · Cost of Goods Sold	5.05	0.00	5.05	278,776.97	290,062.68	-11,285.71
Total COGS	5.05	0.00	5.05	278,776.97	290,062.68	-11,285.71
Gross Profit	154,552.90	295,759.26	-141,206.36	2,697,599.55	2,685,631.52	11,968.03
Expense						
5000000 · Personal Serv - Staff	75,534.10	83,953.36	-8,419.26	819,494.68	834,646.38	-15,151.70
5030000 · Personal Serv - Longshoremen	23,187.08	55,125.24	-31,938.16	445,387.79	349,589.18	95,798.61
605000a · Travel Expense	-432.53	1,641.25	-2,073.78	8,669.59	9,694.10	-1,024.51
610000a · Auto Expense	38.13	79.19	-41.06	1,319.77	498.20	821.57
611000a · Fuel expense	1,743.44	4,017.95	-2,274.51	22,734.65	24,814.93	-2,080.28
615000a · Office Supplies	2,058.28	1,901.27	157.01	67,477.92	43,700.30	23,777.62
6150200 · General Insurance Expense	26,058.00	27,884.59	-1,826.59	244,722.68	254,513.79	-9,791.11
620000a · Advertising & Printing	494.12	4,119.12	-3,625.00	16,670.88	21,616.21	-4,945.33
625000a · Communications	176.82	1,312.40	-1,135.58	7,270.49	7,508.44	-237.95
6260000 · FTZ expenses	1,375.00	1,250.00	125.00	1,375.00	2,150.00	-775.00
630000a · Fuel, Light & Power	5,974.57	11,917.31	-5,942.74	56,795.44	67,387.38	-10,591.94
635000a · Household Supplies	5,228.98	2,697.39	2,531.59	34,293.92	17,527.86	16,766.06
640000a · Payroll Taxes	6,491.52	8,327.82	-1,836.30	85,706.82	82,990.80	2,716.02
645000a · Health Insurances	30,258.43	23,852.70	6,405.73	252,560.36	232,429.25	20,131.11
6500000 · ILA Pension	16,584.38	34,807.50	-18,223.12	306,533.65	221,407.88	85,125.77
6520000 · CSEA Workboots/Workclothes	0.00	0.00	0.00	597.01	810.92	-213.91
655000a · Special Supplies	7,922.77	14,991.96	-7,069.19	123,502.84	69,505.68	53,997.16
655130a · Spec Supp & Ex - Metered Water	0.00	0.00	0.00	2,308.09	2,262.94	45.15

Port of Oswego Authority Profit & Loss December 2025

	Period to Date			Year to Date		
	Dec 25	Dec 24	\$ Change	Apr - Dec 25	Apr - Dec 24	\$ Change
Ordinary Income/Expense						
6551500 • Spec Supp & Ex - Comm Support	0.00	0.00	0.00	10,000.00	10,800.00	-800.00
6560000 • Professional Services	974.75	12,997.67	-12,022.92	96,920.68	125,954.44	-29,033.76
6570000 • Marina Supp & Expenses	489.37	1,339.40	-850.03	58,026.84	74,394.97	-16,368.13
6580000 • Education/Training	0.00	0.00	0.00	2,929.00	995.00	1,934.00
6590000 • Technical Services	0.00	8,730.75	-8,730.75	28,166.25	13,125.00	15,041.25
660000a • Repairs & Maintenance	11,304.76	12,513.87	-1,209.11	132,438.94	71,846.62	60,592.32
6670000 • House Gasoline	0.00	0.00	0.00	1,042.53	1,619.18	-576.65
6700000 • Rentals	-1,458.33	3,485.16	-4,943.49	69,031.34	3,485.16	65,546.18
6700200 • Lease-Track Mobile	2,558.00	0.00	2,558.00	23,022.00	0.00	23,022.00
6700300 • Lease - other equipment leases	0.00	0.00	0.00	0.00	23,196.00	-23,196.00
6700301 • Lease - vehicles	0.00	0.00	0.00	2,620.33	0.00	2,620.33
6750000 • Write offs	0.00	0.00	0.00	1,294.88	0.00	1,294.88
6800000 • Museum	1,741.36	1,395.09	346.27	7,913.68	6,062.16	1,851.52
6850000 • Interest Expense	13,002.93	16,297.50	-3,294.57	123,964.75	77,558.78	46,405.97
6900000 • Freight Expense	25.00	92.99	-67.99	13,573.26	1,966.45	11,606.81
Total Expense	231,330.93	334,731.48	-103,400.55	3,068,366.06	2,654,058.00	414,308.06
Net Ordinary Income	-76,778.03	-38,972.22	-37,805.81	-370,766.51	31,573.52	-402,340.03
Other Income/Expense						
Other Income						
8999999 • Interest Income - Leases	1,928.95	3,044.20	-1,115.25	19,287.57	30,180.06	-10,892.49
9000000 • Interest Income	689.37	1,822.61	-1,133.24	8,976.66	23,592.03	-14,615.37
9000001 • Grant - Agricultural Center	0.00	0.00	0.00	0.00	385,430.01	-385,430.01
9000014 • NYS Grant Pin 3935.59 ET Pier	0.00	0.00	0.00	0.00	36,258.94	-36,258.94
9000015 • Settlement	0.00	0.00	0.00	26.01	0.00	26.01
9000017 • FEMA DR 4348	0.00	0.00	0.00	271,708.34	2,590,110.64	-2,318,402.30
9001400 • REDI - Goble Marina	0.00	0.00	0.00	0.00	96,358.31	-96,358.31
9001600 • Grant - Elect RC Mover	351,800.00	0.00	351,800.00	797,397.00	0.00	797,397.00
9001700 • NYS Grant Pin 3539.88 Track/Sto	0.00	104,753.92	-104,753.92	33,008.14	104,753.92	-71,745.78
Total Other Income	354,418.32	109,620.73	244,797.59	1,130,403.72	3,266,683.91	-2,136,280.19
Other Expense						
9005500 • Amortization Expense	14,303.55	16,696.32	-2,392.77	127,215.43	154,560.02	-27,344.59
Total Other Expense	14,303.55	16,696.32	-2,392.77	127,215.43	154,560.02	-27,344.59
Net Other Income	340,114.77	92,924.41	247,190.36	1,003,188.29	3,112,123.89	-2,108,935.60
Net Income	263,336.74	53,952.19	209,384.55	632,421.78	3,143,697.41	-2,511,275.63

Exhibit C-2

Port of Oswego Authority
Imprest Bills

December 2, 2025
W-107

Taylor Northeast, Inc.

Forklift Rentals (13) and additional heavy forklift rental for ingots

\$33,058.00

\$33,058.00

**Port of Oswego Authority
Imprest Bills**

December 2, 2025
W-108

American Great Lakes Ports Association		\$5,712.70
	Membership Dues - 4th Qtr 2025, AGLPA 2025 Washington Fly-In	
Avaya Financial Services		\$2,145.50
	Telephone Lease	
Benefit Resource, Inc.		\$125.00
	Pre-Tax Monthly Administration Fee for November 2025	
Burke's Do-it-Best Home Center		\$156.73
	Bolts, Silicone Sealant, Plexiglass, Blacktop Patch	
Cintas		\$258.51
	Floor Mats & Work Clothes for Garage Staff	
Computer Outlet North, Inc.		\$189.00
	Computer Monitor for Pat McMahon	
Cooper Electric		\$172.20
	Light Bulbs for F&W Building	
Glider Oil		\$618.93
	Port Propane, Port Diesel	
Key Bank - B		\$1,151.43
	Monthly Credit Card Charges	
LEAF		\$156.99
	Copier Lease	
Mohawk Global Logistics Corp		\$375.00
	FTZ Consulting	
NaGr #40127 11 Lake St Gas & Elec.		\$127.77
	Electric Supply & Delivery (1 Account, 2 Billing Cycles)	
NYS Dept. of Agriculture & Markets		\$15.00
	Weighmaster License for Meghan Sharkey	
PathFinder Bank - LOC (Goble/FEMA)		\$6,913.50
	Interest on LOC	
Paychex		\$1,629.68
	Payroll Administration & Fees	
		<hr/>
		\$19,747.94

**Port of Oswego Authority
Imprest Bills**

December 9, 2025
W-109

Burke's Do-it-Best Home Center		\$69.45
	Pressure-Treated Wood for Truck Sander Base	
Chirello Advertising		\$494.12
	Oswego County Today Display Advertisement - November 2025	
Cintas		\$258.51
	Floor Mats & Work Clothes for Garage Staff	
Computer Outlet North, Inc.		\$274.65
	Monthly E-Mails & Cloud Back-up, Monitoring Application	
CSEA Employee Benefit Fund		\$1,702.79
	Employee Dental & Vision Insurance	
Glider Oil		\$345.04
	Port Propane	
ICC Community Development Solutions LLC		\$1,000.00
	Laserfiche Server Migration & Upgrade	
LEAF		\$11,745.62
	Heavy Forklift Monthly Payment & Wheel Loader Monthly Payment	
National Grid		\$6,468.91
	Electric Supply & Delivery (10 Accounts)	
O'Reilly Automotive, Inc.		\$523.77
	Alternator for JD-644, Core Charge, & Freight	
Steel Sales Inc.		\$7,810.38
	Steel Materials for Silo Project	
		<hr/>
		\$30,693.24

Port of Oswego Authority
Imprest Bills

December 17, 2025
W-114

Ally	Monthly Lease Payment for 2025 Jeep Compass	\$379.67
Butler Disposal Systems Inc	Trash Service - Dumpster Rental, Recycle Service, & Fuel Surcharge	\$243.65
City of Oswego Water - #005071-000	Water & Sewer - H. Lee White Museum	\$180.00
City of Oswego Water - #005430-000	Water & Sewer - 17 Lake Street	\$180.00
City of Oswego Water - #005825-000	Water & Sewer - 11 Lake Street	\$180.00
Computer Outlet North, Inc.	Replace Fiber Switch, Repairing Laserfiche on Pam's Desk	\$450.00
Davis Bros. Inc.	Employee Appreciation - Hams & Turkeys	\$3,001.37
Ed & Ed Business Technology, Inc.	Contract Charge for Copier	\$104.34
Glider Oil	Port Diesel, Port Propane	\$390.93
PA Turnpike Toll By Plate	PA Turnpike Fee (Pat McMahon) for PA trip to have counterweights for the silo calibrated	\$6.60
PathFinder Bank - 2024 Chevy P/U	Monthly Auto Payment for Chevy P/U Truck	\$833.15
Paychex	Payroll Administration & Fees	\$1,361.36
Pitney Bowes Global Financial Serv LLC	Postage Machine Lease	\$201.18
Raby's Ace Homecenter	Sealer for Warehouse Roof, Roof Repair, 2 Showerstalls for Marina Addition Bathhouse	\$866.12
S&B Computer and Office Products, Inc.	Housekeeping Supplies, Office Supplies, & Credits	\$43.08
Shark Welding & Repair Service	Equipment Hoist for Silo & 12' Snow Pusher	\$18,000.00
Verizon Business	Port Cell Phones for Schneider, McMahon, Lundy, & DeCarr	\$127.91
WEX Inc.	Fuel for Port Vehicles	\$340.99
Page 1 of 1		\$26,890.35

December 23, 2025
W-118

\$57,977.00

\$57,977.00

**Port of Oswego Authority
Imprest Bills**

December 23, 2025
W-120

Alta Material Handling		\$2,558.00
	Trackmobile Monthly Lease	
Brophy Services, Inc.		\$1,650.00
	Monthly Janitorial Service at F&W	
Cardiac Life Products, Inc.		\$207.00
	1-Year AED Program Management Annual Renewal	
Haun Welding Supply Inc.		\$203.15
	One Year Cylinder Lease, Cylinder Lease for November 2025	
J&K Plumbing, Heating/AC, Inc.		\$6,700.00
	New Furnace for F&W Building	
LexisNexis		\$221.45
	Legal Information	
Lowe's		\$265.86
	Monthly Credit Card Charges	
Onondaga Co. Industrial Development Agy.		\$1,375.00
	FTZ 2026 Annual Service Fee	
Raby's Ace Homecenter		\$44.96
	2 Strainer Vanity, S-Trap, Piping for Marina Bathroom Addition	
S&B Computer and Office Products, Inc.		\$539.88
	Ice Melt, Copy Paper, Office Supplies, Port Water Cooler Rentals, & Housekeeping Supplies	
Taylor Northeast, Inc.		\$12,558.00
	Forklift Rentals (13)	
The Main Street America Group		\$3,546.00
	Auto Insurance Policy (addition and removal of vehicles)	
Tracey Road Equipment, Inc.		\$5,016.67
	Rental of Hitachi Excavator to move the Still Watch, Credits	
		<hr/>
		\$34,885.97

**Port of Oswego Authority
Imprest Bills**

December 30, 2025
W-121

Business Council of NYS, Inc.		\$372.45
	Life, AD&D, LTS Insurance	
Cooper Electric		\$36.80
	Fuse for Air Compressor	
CSEA Employee Benefit Fund		\$1,702.79
	Employee Dental & Vision Insurance	
PathFinder Bank - LOC		\$2,056.19
	Interest on LOC	
		<hr/>
		\$4,168.23

Port of Oswego Authority
A/P Aging Summary
As of December 31, 2025

	Current	1 - 30	31 - 60	61 - 90	91 - 120	> 120	TOTAL
A.N. Martin Systems LLC	4,208.50	0.00	0.00	0.00	0.00	0.00	4,208.50
Aflac	714.96	0.00	0.00	0.00	0.00	0.00	714.96
Alta Material Handling	351,800.00	0.00	0.00	0.00	0.00	0.00	351,800.00
AmVet Office Supplies, LLC	145.20	0.00	0.00	0.00	0.00	0.00	145.20
Avaya Financial Services	2,145.50	0.00	0.00	0.00	0.00	0.00	2,145.50
Babcock Highway Supply, Inc.	54.80	0.00	0.00	0.00	0.00	0.00	54.80
Benefit Resource, Inc.	125.00	0.00	0.00	0.00	0.00	0.00	125.00
Bousquet Holstein PLLC	0.00	974.75	0.00	0.00	0.00	0.00	974.75
Burke's Do-it-Best Home Center	47.92	0.00	0.00	0.00	0.00	0.00	47.92
C&S Engineers, Inc.	332.10	0.00	0.00	0.00	0.00	0.00	332.10
Cintas	714.42	0.00	0.00	0.00	0.00	0.00	714.42
CSX Transportation	0.00	0.00	0.00	10,650.00	900.00	32,025.00	43,575.00
Glider Oil	876.40	0.00	0.00	0.00	0.00	0.00	876.40
J&A Mechanical Contractors, Inc.	250.00	0.00	0.00	0.00	0.00	0.00	250.00
Key Bank - B	3,586.65	0.00	0.00	0.00	0.00	0.00	3,586.65
LEAF	11,902.61	0.00	0.00	0.00	0.00	0.00	11,902.61
LexisNexis	442.90	0.00	0.00	0.00	0.00	0.00	442.90
MassMutual	274.78	0.00	0.00	0.00	0.00	0.00	274.78
NaGr #-09104 Lighting-1 Gate, 1 NE Corner	135.70	0.00	0.00	0.00	0.00	0.00	135.70
NaGr #-32051 Storage (Silo & Barrel Bldg)	2,551.66	0.00	0.00	0.00	0.00	0.00	2,551.66
NaGr #-38107 Gas Museum	519.78	0.00	0.00	0.00	0.00	0.00	519.78
NaGr #-39107 F&W	3,253.32	0.00	0.00	0.00	0.00	0.00	3,253.32
NaGr #-41109 Electric Museum	792.05	0.00	0.00	0.00	0.00	0.00	792.05
NaGr #-47025 Marina - Pier B	175.87	0.00	0.00	0.00	0.00	0.00	175.87
NaGr #-83002 - 22 Mercer - Security Pole	33.89	0.00	0.00	0.00	0.00	0.00	33.89
Oswego Auto Parts	2,519.43	0.00	0.00	0.00	0.00	0.00	2,519.43
Pathfinder Bank - LOC (Goble/FEMA)	6,988.64	0.00	0.00	0.00	0.00	0.00	6,988.64
Raby's Ace Homecenter	38.81	0.00	0.00	0.00	0.00	0.00	38.81
Resilient Support Services, Inc.	88.74	0.00	0.00	0.00	0.00	0.00	88.74
S&B Computer and Office Products, Inc.	461.37	0.00	0.00	0.00	0.00	0.00	461.37
Spectrum Business (Port)	175.00	0.00	0.00	0.00	0.00	0.00	175.00
Standard Security Life Ins. Co. of NY	951.13	0.00	0.00	0.00	0.00	0.00	951.13
State Insurance Fund	0.00	0.00	0.00	0.00	0.00	-3,057.00	-3,057.00
Wells Technology, Inc	1,563.37	0.00	0.00	0.00	0.00	0.00	1,563.37
WEX Inc.	391.89	0.00	0.00	0.00	0.00	0.00	391.89
TOTAL	398,262.39	974.75	0.00	10,650.00	900.00	28,968.00	439,755.14

6:24 PM

01/08/26

Port of Oswego Authority

A/R Aging Summary

As of December 31, 2025

	Current	1 - 30	31 - 60	61 - 90	91 - 120	> 120	TOTAL
*Transient							
Caldwell, Ken	0.00	756.00	0.00	0.00	0.00	4,610.62	5,366.62 ¹
Total *Transient	0.00	756.00	0.00	0.00	0.00	4,610.62	5,366.62
ARG International	0.00	-4,319.88	0.00	0.00	0.00	0.00	-4,319.88
Castaldo, Ron	0.00	540.00	0.00	0.00	0.00	0.00	540.00
Dean Marine & Excavating, Inc	0.00	0.00	-28,043.00	0.00	0.00	0.00	-28,043.00
DeLong, Frederick	0.00	-375.00	0.00	0.00	0.00	0.00	-375.00
Garcia, Joe	0.00	864.00	0.00	0.00	0.00	2,336.00 ²	3,200.00
General Services Admin.	0.00	0.05	0.00	0.00	0.00	0.00	0.05
Goldman Sachs & Co	0.00	0.00	0.00	0.00	250.00 ³	-19.14	230.86
GT Commodities (Gerald Metals)	2,604.41	3,344.42	914.80	0.00	0.00	0.00	6,863.63
Gunvor SA	0.00	250.00	0.00	0.00	0.00	0.00	250.00
H Lee White Maritime Museum	0.00	300.00	300.00	0.00	300.00	900.00	1,800.00 ⁴
Hartree Partners, LP	828.19	4,209.68	191.06 ⁵	698.24 ⁶	0.00	0.00	5,927.17
Heidelberg Materials (Lehigh)	11,609.32	9,491.25	0.00	0.00	0.00	0.00	21,100.57
Manning, Greg	0.00	864.00	0.00	0.00	0.00	3,200.00 ⁷	4,064.00
Marubeni America Corp.	5,347.06	40,455.78	0.00	1,464.89 ⁸	0.00	29,302.72 ⁹	76,570.45
McKeil Marine	437.75	4,047.50	0.00	0.00	0.00	437.75 ¹⁰	4,923.00
McKemmie, James	0.00	406.25	0.00	0.00	0.00	0.00	406.25
Mitsubishi International Corporation	2,544.76	0.00	0.00	0.00	0.00	0.00	2,544.76
Mohawk Global	12,025.00	2,600.00	0.00	0.00	0.00	0.00	14,625.00
Novelis-Oswego Works	65.00	2,265.00	0.00	0.00	0.00	0.00	2,330.00
Novelis-special	93,791.80	0.00	0.00	0.00	0.00	8,549.17 ¹¹	102,340.97
Nutrien Ag Solutions - CPS	273.25	0.00	0.00	0.00	0.00	0.00	273.25
Oswego Expeditions/Destination Exp...	0.00	0.00	0.00	0.00	0.00	-100.00	-100.00
Page Material Management	65.00	0.00	0.00	0.00	0.00	0.00	65.00
Ryan, Patrick	0.00	756.00	0.00	0.00	0.00	756.00 ¹²	1,512.00
Spears, Thane	0.00	999.00	0.00	0.00	0.00	0.00	999.00
Strain, Jeffery	0.00	756.00	0.00	0.00	0.00	0.00	756.00
Vitol Inc	0.00	11,961.78	0.00	0.00	0.00	0.00	11,961.78
WT Terminal Oswego, LLC	8,775.02	0.00	0.00	0.00	0.00	0.00	8,775.02
TOTAL	138,366.56	80,171.83	-26,637.14	2,163.13	550.00	49,973.12	244,587.50

1. Collections

2. Collections letter sent

3. Pam communicated with Goldman on 12/31/2025

4. Communication regarding lease in process

5. Received 1/8/26

6. Received 1/8/26

7. Collection letter sent

8. Pam requested payment date on 1/5/26

9. Tom is following up with them

10. Pam is following up with McKeil, they missed this invoice when paying several past due.

11. Novelis has reviewed missed invoice and is processing payment

12. Pre-collection sent

Grants Receivable Summary
as of 12/31/2025

Project #		Name	Grant Receivable
FEMA 4348	37407	East & West Terminals	\$ 494,761.13
REDI Funds	19515	Goble Marina	\$ 154,325.79
PFRAP	3935.59	Goble Marina	\$ 100.10
DOT	3935.76	Agricultural Center	\$ 17,550.42
DOT	3935.65	East Terminal Track Rehab	\$ 2,729.07
DOT	3935.88	PFRAP - Addl. Track & Storage	\$ 33,628.87
DOT	3935.89	Electric Railcar Mover	\$ 357,647.00
			<u>\$ 1,060,742.38</u>

Port of Oswego Authority
Loan Summary
as of December 31, 2025

Name	Loan Balance	Available	Rate
NYS first advances	\$ 3,355,925.71	\$ -	0.000%
Pathfinder Bank - LOC	\$ 57,978.00	\$ 442,022.00	6.750%
Pathfinder Bank - LOC FEMA/REDI	\$ 1,202,350.08	\$ 197,649.92	6.750%
Note Payable - SANY Forklift	\$ 302,945.19	\$ -	7.750%
Note Payable - 2024 Chevy Silverado	\$ 32,268.76	\$ -	6.875%
Note Payable - SANY Wheel Loader	\$ 186,083.05	\$ -	6.750%

Port of Oswego Authority
Schedule of Assets
As of December 31, 2025

	<u>Cost</u>	<u>Accum. Depr.</u>	<u>Net Book Value</u>
Fixed Assets			
1502000 · Land & Land Impr-Capital Assets	14,074,827.75	-9,173,027.11	4,901,800.64
1502050 · Land & Land Impr-Held for Lease	1,568,471.55	-248,852.00	1,319,619.55
1502100 · Alcan Water Line	1.00	0.00	1.00
1502300 · Bldgs & Improvem-Capital Assets	23,564,714.33	-7,098,006.54	16,466,707.79
1502350 · Bldgs & Improvem-Held for Lease	4,071,708.32	-2,562,118.00	1,509,590.32
1502400 · Office Equipment & Furniture	495,786.78	-474,788.46	20,998.32
1502500 · Operating Equipment	3,532,805.49	-2,637,121.33	895,684.16
1502501 · Equipment - Marina	327,788.39	-253,266.00	74,522.39
1502550 · Lease Assets	571,973.27	-158,555.00	413,418.27
1502600 · Computer Software	32,872.24	-32,872.24	0.00
Total Fixed Assets	48,240,949.12	-22,638,606.68	25,602,342.44

Port of Oswego Authority
YTD Sales Report
April through December 2025

Income	Apr - Dec 25	%	Apr - Dec 24	%	\$ Change
4000000 · Storage					
4000100 · Storage - Novelis	95,258.42	3.20%	0.00	0.00%	95,258.42
4002800 · Storage - Marubeni	26,518.27	0.89%	38,709.53	1.30%	-12,191.26
4002900 · Storage - Glencore	7,733.13	0.26%	41,924.07	1.41%	-34,190.94
4003000 · Storage - Goldman Sachs	15,054.54	0.51%	55,975.21	1.88%	-40,920.67
4003300 · Storage - ARG Intl.	21,301.19	0.72%	32,836.01	1.10%	-11,534.82
4003400 · Storage - Mercuria	0.00	0.00%	794.18	0.03%	-794.18
4003500 · Storage - Mitsubishi	5,421.37	0.18%	2,291.01	0.08%	3,130.36
4003800 · Storage - Alcoa	595.48	0.02%	0.00	0.00%	595.48
4004100 · Storage - SQC Metals	21,322.57	0.72%	67,574.89	2.27%	-46,252.32
4004200 · Storage - Gunvor	70,302.67	2.36%	22,933.03	0.77%	47,369.64
4004300 · Storage - Hartree Partners	1,907.11	0.06%	7,106.41	0.24%	-5,199.30
4004400 · Storage - The Delong Co.	12,091.66	0.41%	11,484.11	0.39%	607.55
4004500 · Storage - GT Commodities	24,052.75	0.81%	12,873.68	0.43%	11,179.07
4005000 · Storage - Miscellaneous	79,923.30	2.69%	11,900.00	0.40%	68,023.30
4008100 · Storage - IXM	0.00	0.00%	20,761.14	0.70%	-20,761.14
Total 4000000 · Storage	381,482.46	12.82%	327,163.27	10.99%	54,319.19
4100000 · Dockage					
4100100 · Dockage - Algoma Central	7,543.38	0.25%	3,771.69	0.13%	3,771.69
4100200 · Dockage - Lehigh (Heidelberg)	34,421.34	1.16%	22,943.36	0.77%	11,477.98
4102700 · Dockage - McKeil Marine	4,800.00	0.16%	18,600.48	0.63%	-13,800.48
4102900 · Dockage - WT Terminal	7,142.85	0.24%	6,349.20	0.21%	793.65
4105000 · Dockage - Miscellaneous	0.00	0.00%	4,250.00	0.14%	-4,250.00
Total 4100000 · Dockage	53,907.57	1.81%	55,914.73	1.88%	-2,007.16
4200000 · Wharfage					
4200100 · Wharfage - Nutrien Ag	10,873.78	0.37%	8,112.62	0.27%	2,761.16
4200200 · Wharfage - Lehigh (Heidelberg)	71,195.75	2.39%	52,918.71	1.78%	18,277.04
4202500 · Wharfage - Marubeni	5,501.18	0.18%	26,043.28	0.88%	-20,542.10
4202700 · Wharfage - Glencore	0.00	0.00%	10,363.61	0.35%	-10,363.61
4203600 · Wharfage - WT Terminal Oswego	9,678.04	0.33%	8,845.82	0.30%	832.22
4203900 · Wharfage - Gunvor	0.00	0.00%	2,859.11	0.10%	-2,859.11
4205700 · Wharfage - Mitsubishi	7,704.70	0.26%	14,295.72	0.48%	-6,591.02
4205800 · Wharfage - Hartree Partners LP	0.00	0.00%	2,858.61	0.10%	-2,858.61
4205900 · Wharfage - ARG	0.00	0.00%	3,573.05	0.12%	-3,573.05
Total 4200000 · Wharfage	104,953.45	3.53%	129,870.53	4.36%	-24,917.08
4300000 · Loading and Unloading					
4300200 · Loading and Un - Nutrien Ag	25,011.28	0.84%	24,348.57	0.82%	662.71
4300300 · Loading and Un - Novelis	334,989.69	11.25%	1,190.95	0.04%	333,798.74
4304900 · Loading and Un - Glencore	1,413.40	0.05%	72,462.59	2.44%	-71,049.19
4305000 · Loading and Un - Miscellaneous	350.00	0.01%	145.60	0.00%	204.40
4305100 · Loading and Un - Marubeni	37,145.66	1.25%	75,981.09	2.55%	-38,835.43
4305400 · Loading and Un - Goldman Sachs	30,576.92	1.03%	2,097.64	0.07%	28,479.28
4305600 · Loading and Un - ARG Int.	40,408.37	1.36%	9,833.09	0.33%	30,575.28
4305700 · Loading and Un - IXM	0.00	0.00%	47,495.35	1.60%	-47,495.35

Port of Oswego Authority
YTD Sales Report
April through December 2025

Income	Apr - Dec 25	%	Apr - Dec 24	%	\$ Change
4305900 · Loading and Un - Mitsubishi	49,806.01	1.67%	37,266.22	1.25%	12,539.79
4306200 · Loading and Un - Alcoa	26,131.35	0.88%	0.00	0.00%	26,131.35
4306600 · Loading and Un - SQC Metals	0.00	0.00%	15.00	0.00%	-15.00
4306700 · Loading and Un - Gunvor	32,727.27	1.10%	97,189.52	3.27%	-64,462.25
4306800 · Loading and Un - The Delong Co.	14,820.34	0.50%	19,124.48	0.64%	-4,304.14
4306900 · Loading and Un - GT Commodities	32,348.45	1.09%	0.00	0.00%	32,348.45
4307200 · Loading and Un - Hartree Prtnrs	11,940.18	0.40%	0.00	0.00%	11,940.18
4307300 · Loading and Un - Rio Tinto	4,825.72	0.16%	0.00	0.00%	4,825.72
4307400 · Loading and Un - Vitol	10,371.78	0.35%	0.00	0.00%	10,371.78
Total 4300000 · Loading and Unloading	652,866.42	21.93%	387,150.10	13.01%	265,716.32
4400000 · Rental					
4400200 · Rental - DeLong, Fred	3,375.00	0.11%	3,375.00	0.11%	0.00
4400300 · Rental - Novelis	19,564.00	0.66%	19,563.93	0.66%	0.07
4400500 · Rental - General Svces Admin	78,091.36	2.62%	88,080.04	2.96%	-9,988.68
4400600 · Rental - Lehigh (Heidelberg)	52,577.28	1.77%	52,532.34	1.77%	44.94
4402400 · Rental - Vinegar Hill, LLC	1,558.13	0.05%	781.29	0.03%	776.84
4402600 · Rental - Nutrien Ag	67,266.81	2.26%	67,266.81	2.26%	0.00
4403100 · Rental - H.Lee White Museum	2,700.00	0.09%	2,700.00	0.09%	0.00
4403300 · Rental - Fitzgibbons site	0.00	0.00%	300,000.00	10.08%	-300,000.00
4403400 · Rental - Shark-Attach Office	3,825.00	0.13%	3,825.00	0.13%	0.00
4403500 · Rental - WT Terminal Oswego LLC	55,307.88	1.86%	55,307.88	1.86%	0.00
4403600 · Rental - Shop Units (Marina)	0.00	0.00%	700.00	0.02%	-700.00
4405000 · Rental - Miscellaneous	387,200.00	13.01%	3,100.00	0.10%	384,100.00
Total 4400000 · Rental	671,465.46	22.56%	597,232.29	20.07%	74,233.17
4500000 · Misc Income					
4500200 · Misc Income - Novelis	22,135.75	0.74%	10,980.00	0.37%	11,155.75
4501900 · Misc Income - Demurrage reimbur	0.00	0.00%	-2,085.00	-0.07%	2,085.00
4502000 · Misc Income - Labor	160,022.09	5.38%	116,967.31	3.93%	43,054.78
4504900 · Misc Income - Metered Water	410.97	0.01%	367.29	0.01%	43.68
4505000 · Misc Income - Other	153,492.85	5.16%	60,899.34	2.05%	92,593.51
4505400 · Misc Income - Security East	27,155.46	0.91%	53,737.57	1.81%	-26,582.11
Total 4500000 · Misc Income	363,217.12	12.20%	240,866.51	8.09%	122,350.61
4600000 · Stevedoring					
4601800 · Stevedoring - Marubeni	52,508.48	1.76%	262,797.34	8.83%	-210,288.86
4601900 · Stevedoring - Glencore	0.00	0.00%	97,113.50	3.26%	-97,113.50
4602600 · Stevedoring - McKeil Marine	9,630.50	0.32%	6,553.50	0.22%	3,077.00
4602800 · Stevedoring - Mitsubishi	72,067.64	2.42%	133,959.92	4.50%	-61,892.28
4603100 · Stevedoring - Hartree Partners	0.00	0.00%	26,786.93	0.90%	-26,786.93
4605000 · Stevedoring - Miscellaneous	0.00	0.00%	33,481.76	1.13%	-33,481.76
4606100 · Stevedoring - Gunvor	0.00	0.00%	26,791.61	0.90%	-26,791.61
Total 4600000 · Stevedoring	134,206.62	4.51%	587,484.56	19.74%	-453,277.94
4800000 · Marina Income	607,552.42	20.41%	646,652.21	21.73%	-39,099.79
4850000 · RV Park	6,725.00	0.23%	3,360.00	0.11%	3,365.00
Total Income	2,976,376.52	100.00%	2,975,694.20	100.00%	682.32